



# 2023-24 Budget – Informational Update

April 25, 2023  
Presented By: Chief Financial Officer



# Agenda

- District Overview
- Instructional Cost Trends
- PSERS Rate History and Future Projections
- Charter School Costs
- 2023-24 Act 1 Index
- Budgetary Uncertainties
- 2023-24 Budgeted Revenues and Expenditures
- 2023-24 Key Budgetary Dates
- Closing Comments



# District Overview

- Schools
  - 6 Elementary Schools – 2,794 Students
  - 2 Middle Schools – 1,579 Students
  - 1 High School – 2,087 Students
    - Total Students in our buildings: 6,460
- Additional Students
  - Pre-K – 48 students
  - Homeschool – 318 students
  - Virtual Academy – 71 students
- Total students educated: 6,897
  - Includes 1,538 special education students
    - Approximately 105 receive services outside of the district

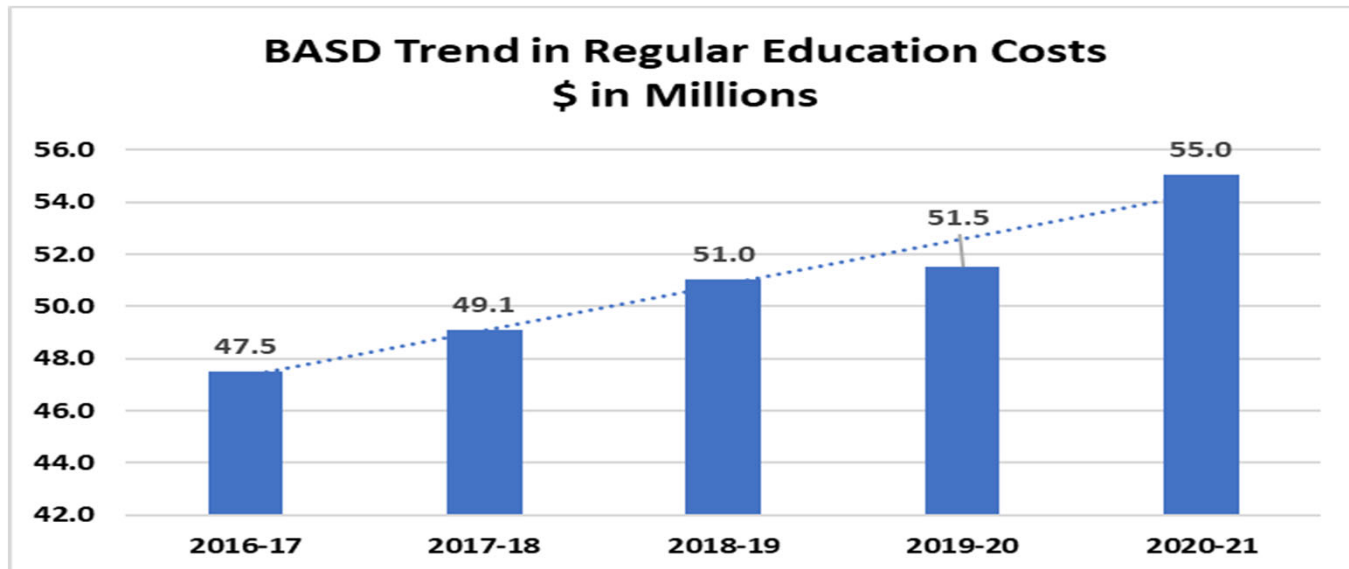
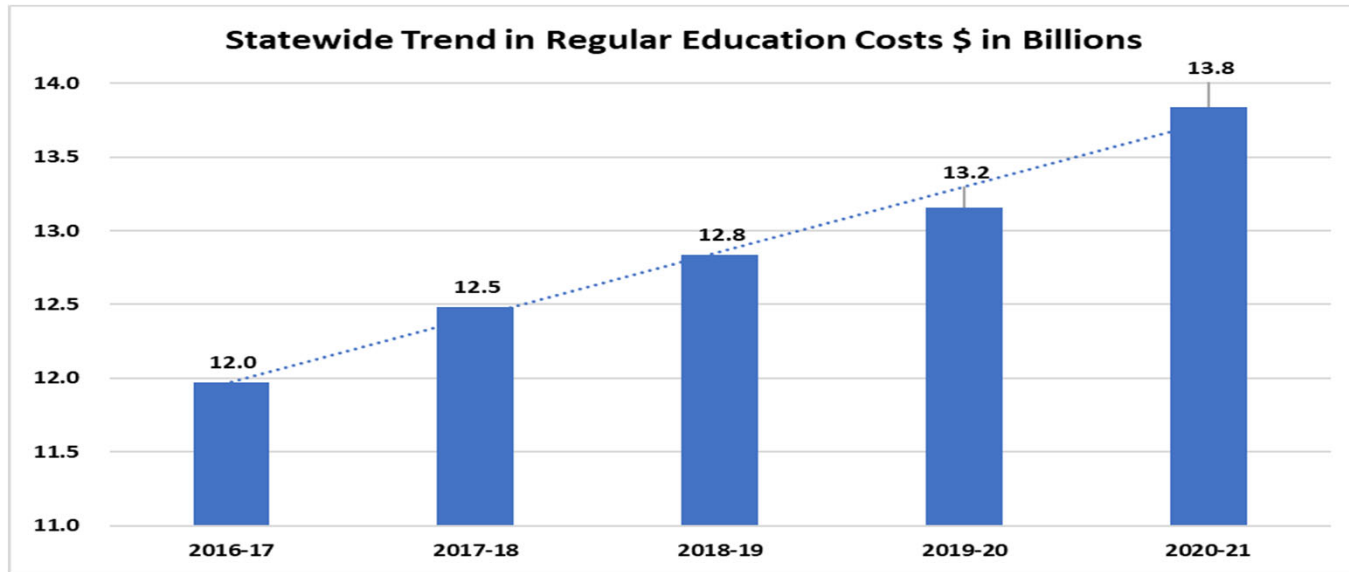
*\* Number of students as of October 1 enrollment*



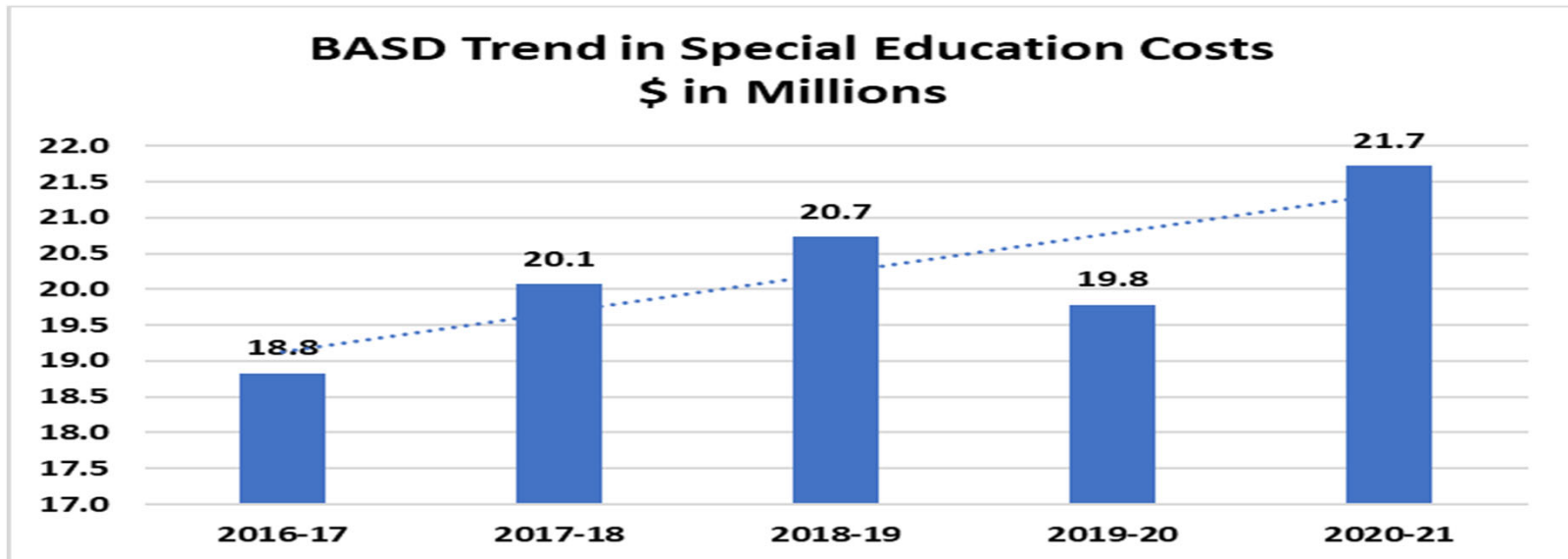
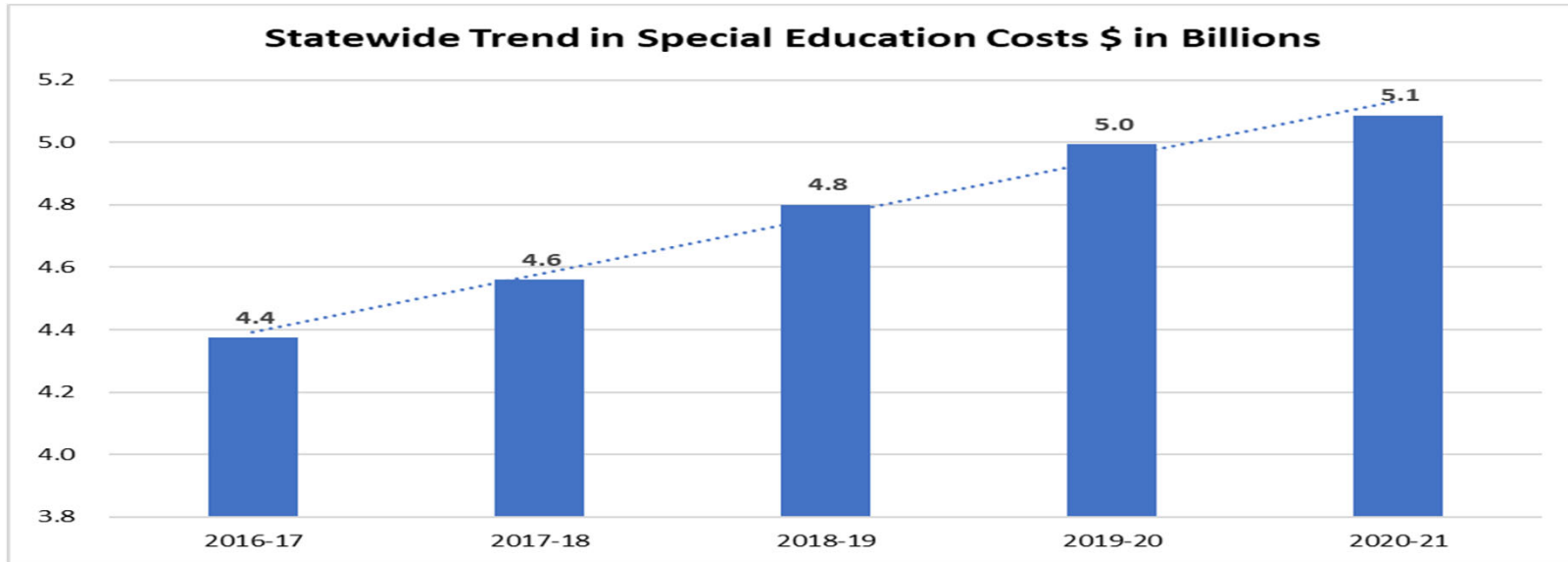
# District Overview

- Personnel
  - Professional Staff – 467
  - Long-Term Substitutes – 11
  - Support Staff (Full Time / 12-month) – 95
  - Support Staff (Part Time) – 85
  - Administrators – 31
  - Support Supervisory - 9
- Other Service Providers
  - Kelly Services
  - CCRES
  - Mental Health and Special Education Support Services
  - Security

# Trends – Regular Education Costs



# Trends – Special Education Costs



# Charter School Costs – Current Enrollment

## Regular Education

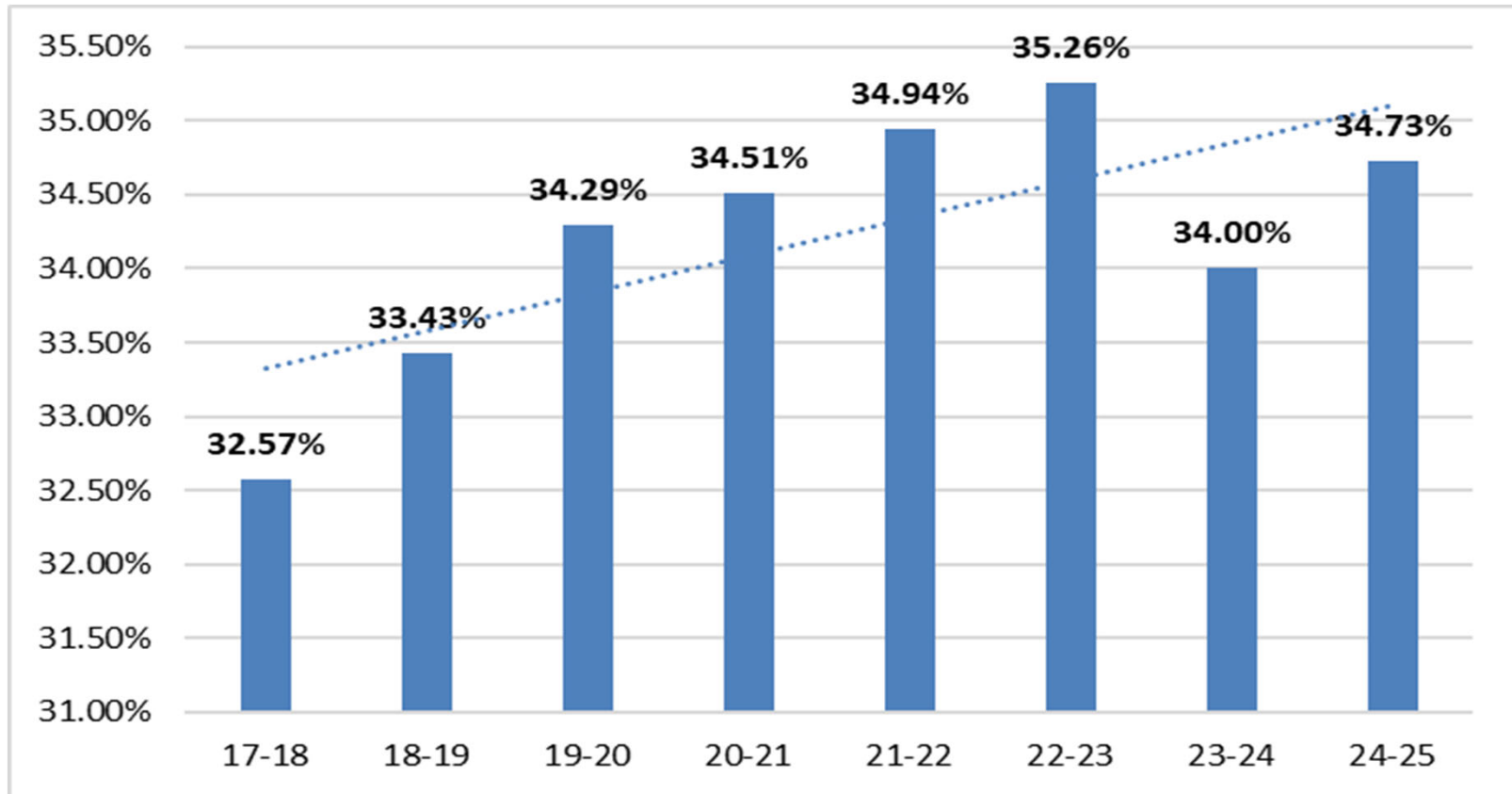
- 200 Students
- \$2,597,588 projected 2022-23 cost

## Special Education

- 84 Students
- \$3,004,486 projected 2022-23 cost



# PSEERS Rate History & Future Projections







# Act 1

- Act 1 – what is Act 1?
  - Established in June 2006 and modified under Act 25 of 2011
  - Limits a school district’s ability to increase taxes without a voter referendum or other exception
    - A district can raise taxes no more than their Adjusted Index
    - To raise taxes above the index voters would need to approve or the district would need to be eligible for exceptions
  - Allows a district to pass a resolution each budget year agreeing not to raise taxes above their adjusted index
    - *427 out of 500 PA school districts adopted this “Act 1 Resolution” for the 2021-22 budget year*

# Act 1 Index 2023-24

- Boyertown's Adjusted Index: 5.0%
- Adjusted Index history:

	2023-24	2022-23	2021-22	2020-21	2019-20	2018-19	2017-18	2016-17	2015-16
Boyertown Adjusted Index	5.0%	4.2%	3.7%	3.2%	2.8%	2.9%	3.1%	2.9%	2.3%
Statewide Base Index	4.1%	3.4%	3.0%	2.6%	2.3%	2.4%	2.5%	2.4%	1.9%
Increase above Statewide Index	0.9%	0.8%	0.7%	0.6%	0.5%	0.5%	0.6%	0.5%	0.4%



# 2023-24 Budgetary Uncertainties

- State Funding
  - Governor's Proposed Funding
    - Regular Education: \$18,782,550
    - Special Education: \$4,964,314
- BAEA Contract Negotiations
  - Ongoing, salary and benefit costs to be determined



# 2023-24 Budget Projections

	2023-24 Budget
Local	95,759,039
State	39,060,785
Federal	2,520,000
<b>Total Budgeted Revenue</b>	<b><u>137,339,824</u></b>
Salaries	55,042,263
Benefits	37,806,012
Contracted & Purchased Services	32,191,661
Supplies	5,926,513
Property, Debt Service & Fund Transfers	8,200,596
<b>Total Budgeted Expenditures</b>	<b><u>139,167,045</u></b>
<b>Projected Use of Fund Balance</b>	<b>(1,827,221)</b>

*\*Assumes a 3% Tax Increase*

*\*A 5% Tax Increase would decrease fund balance usage to \$207,353*



# 2023-2024 Key Budgetary Dates

Adopt Proposed Final Budget by May 31, 2023



Adopt Final Budget by June 30, 2023





THANK YOU