

# Memorial Stadium Options for Fall 2018



Boyertown Area School District  
Dominic M. Palladino, CAA - Director of Athletics  
May 1, 2018

# Recommendations

Mr. Bill Gasper, BASD Administration, and I have worked together on the following recommendations:

## Renting vs “Away” vs Utilizing Memorial Stadium

**Renting** - Play football games only at a neutral site (Phoenixville, Upper Perk, etc)

**Away** - travel to our scheduled opponent for all football games

**Utilizing Memorial Stadium** - Play ALL football games, plus 2 boys & girls soccer games, and 1 Field Hockey game in Memorial Stadium

# Rental Costs

Phoenixville Area High School (football only- 5 games)

- Costs per game = \$4,404
- Costs per season = \$22,020

Upper Perkiomen High School (football only - 5 games)

- Costs per game = \$4,022
- Costs per season = \$20,108

# Away Games

Playing all Football games at the opponents facility (pending authorization - 5 games)

Per game costs= \$1,036

Per season costs= \$5,180

# Costs related to utilizing Memorial Stadium

**Rental Bleachers** - Bleachers we would rent for our grandstand area. These would be for the fall season (mid August - Mid October) only. An extended season (football playoffs) could incur further cost. Cost is \$35,038

**Portable Bleachers** - Bleachers we would BUY and KEEP. These will also be used on other fields (Softball, soccer, Lacrosse, etc). Cost is \$70,847

**Sheds** - Sheds we would BUY and KEEP to be used as concession stands which can be used as storage or concessions on campus in the future. Cost is ~\$6,348

# Utilize Memorial Stadium - Football, Soccer, & Field Hockey

Estimated profit (loss) - (depending on gate receipts, averages used) - includes cost of bleacher rentals of \$3,504 per game

Football (per game) = \$603

Soccer & Field Hockey (per game) = (\$3,036)

Fall Season loss = (\$12,163) (10 total games)

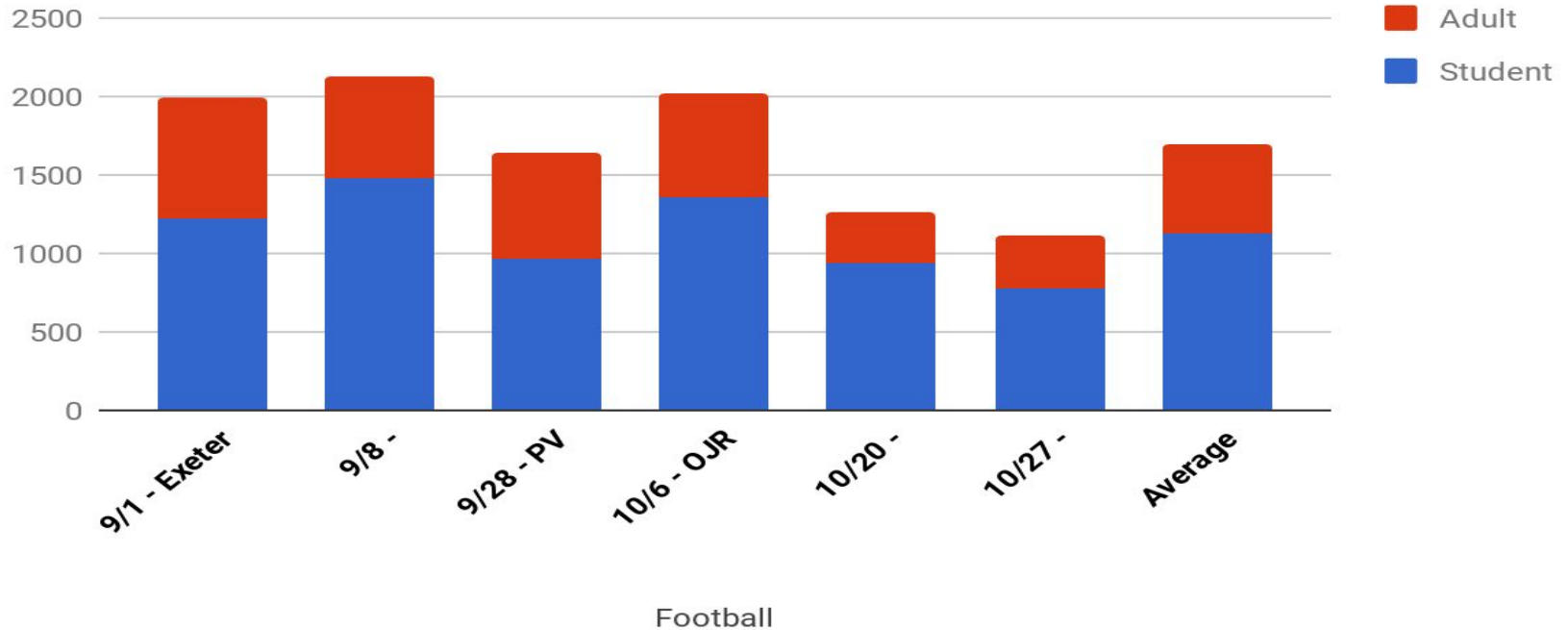
# Recap

		Utilizing Memorial Stadium				
		Football	Soccer & Field Hockey	Total	Renting Neutral Site	All games away
Per game:	Average Income	\$ 6,780	\$ 942		\$ 0	\$ 0
	Normal costs	(2,673)	(474)		(3,408)	(40)
	Transportation	<u>0</u>	<u>0</u>		<u>(996)</u>	<u>(996)</u>
	Profit (loss) per game	\$ 4,107	\$ 468		\$ (4,404)	\$ (1,036)
	# of games	5	5		5	5
Normal profit (loss)		\$ 20,535	\$ 2,340	\$ 22,875		
Less bleacher rental for fall 2018				<u>(35,038)</u>		
Loss for fall 2018 season				<u>\$ (12,163)</u>	<u>\$ (22,020)</u>	<u>\$ (5,180)</u>



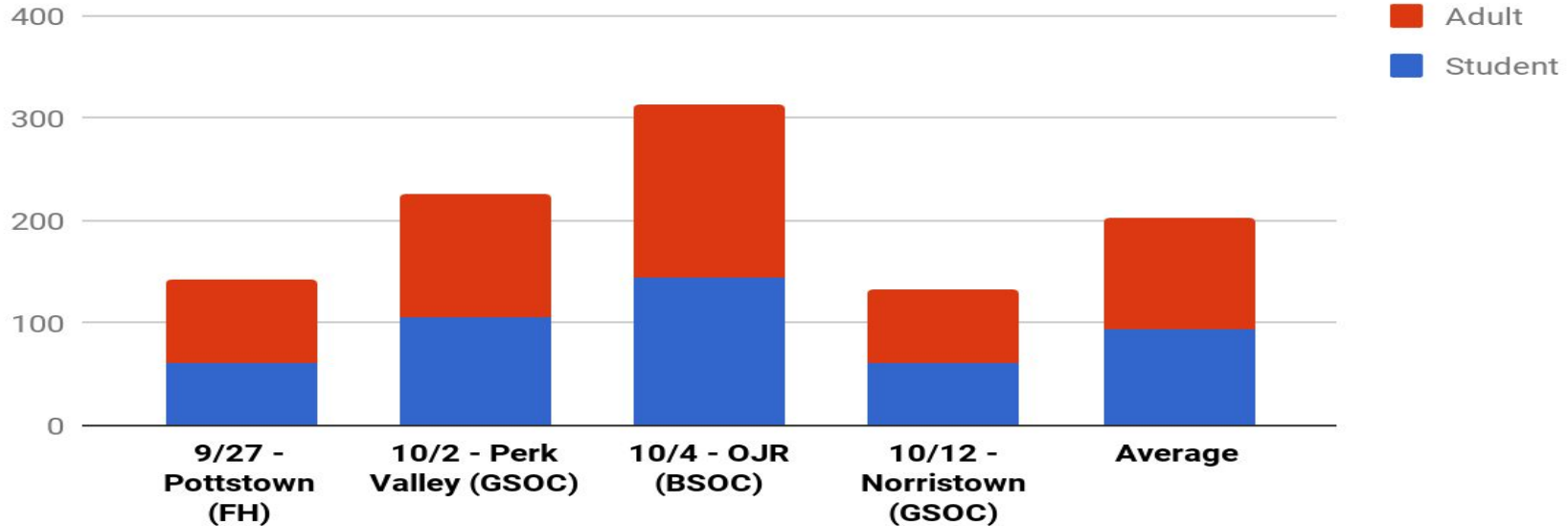
# 2017 Attendance Football

Student, Adult and Total



# 2017 Attendance - Soccer & Field Hockey

## Student, Adult and Total



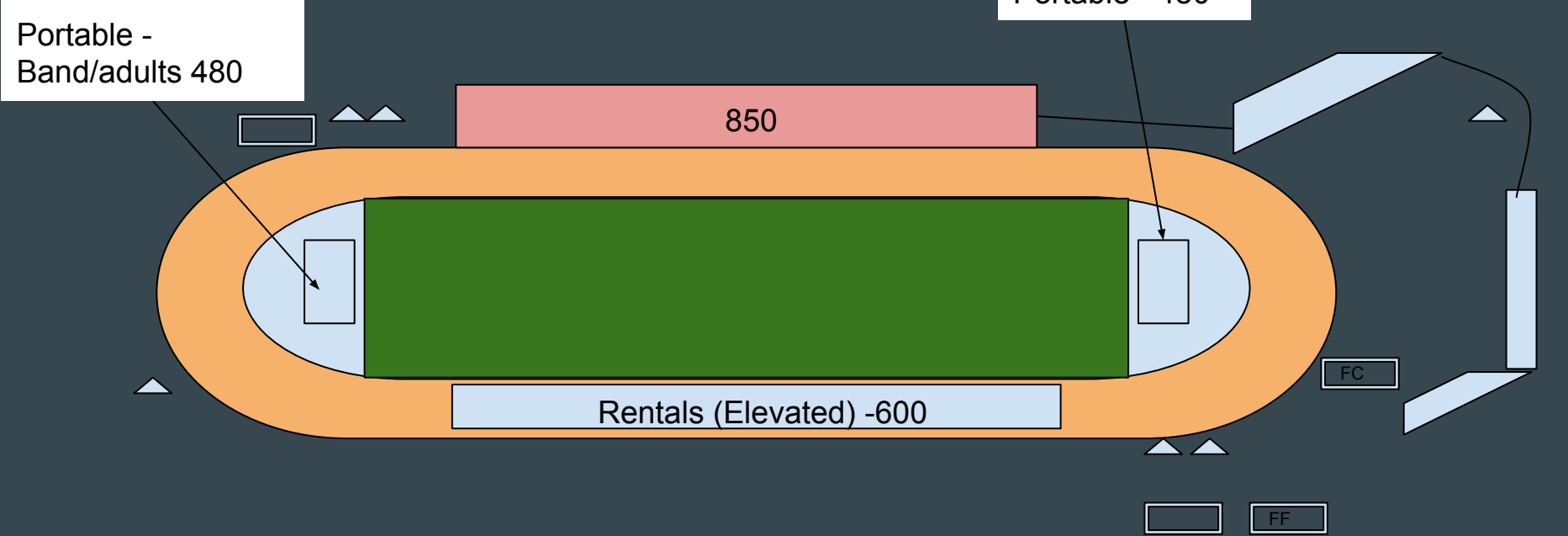
Soccer/Field Hockey


# Capacity Levels

Memorial Stadium (present) = 3,916

*Proposed = 2,410*

# Layout



-  Concessions
-  Portable Restrooms x 6

# Positives for our Students

Events will still be held on campus:

- Homecoming
- Fundraising (Music League and Booster Groups)
- JV & Freshman Football
- Cavalcade
- Optimist Piggy Bowl
- Additional Soccer & Field Hockey games (dependant on schedule and field conditions)
- Powder Puff football